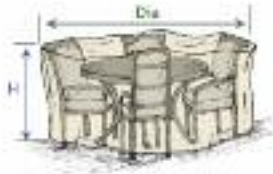


How to measure for your protective furniture cover

- W = Width** is measured from the (widest point) from the right side to left side.
- D = Depth** is measured from front to back at its (deepest point).
- H = Height** is measured from the ground to the (highest point) of the piece.
- Dia = Diameter** is measured from the (widest point) across the table top.

For Deep Seating measuring
See page 113

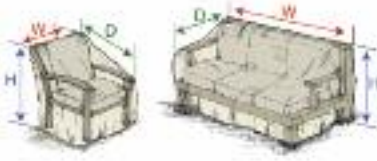
Round Table with Chairs



Oval and Rectangle



Chair/Chaise/Sofa/Loveseat and Deep Seating

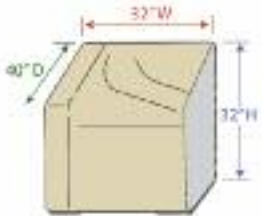


Fire Pits and Outdoor Accessories

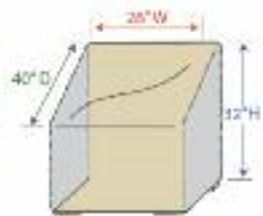


Modular Collection

(R) Right End (Left Facing)



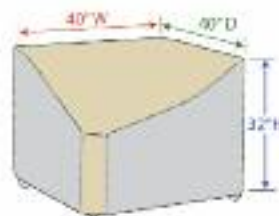
(M) Middle



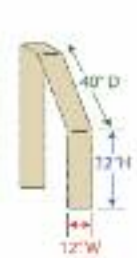
(L) Left End (Right Facing)



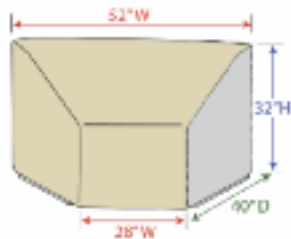
(C) Corner



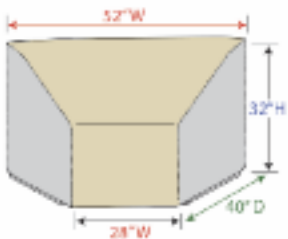
(E) Extension



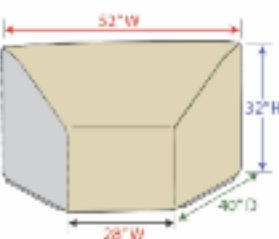
(WR) Wedge Right End (Left Facing)



(WC) Wedge Center



(WL) Wedge Left End (Right Facing)




NOTE:

- Style codes for easy identification.
- Modular Extension style **(E)** allows greater flexibility for larger styles.
- Color ● = zipper side (OPEN)

Modular Cover System

Our innovative modular cover system offers uniquely designed protective furniture covers to cover most modular styles. All styles can be joined together to cover the entire modular set, no matter what configuration.



The (8) modular covers are interchangeable and can be zipped together to create one complete unit.

To join styles together...



1. Zip covers together to desired configuration.



2. Cinch ties to secure covers to furniture.



Key: **W** - Width / **D** - Depth / **H** - Height | **Dia.** - Diameter

How to measure for your Deep Seating protective furniture covers

W = Width

Measure from the (widest point) from the right side to left side.

D = Depth

Measure from front to back at its (deepest point).

H = Height

Measure from the ground to the (highest point).

